

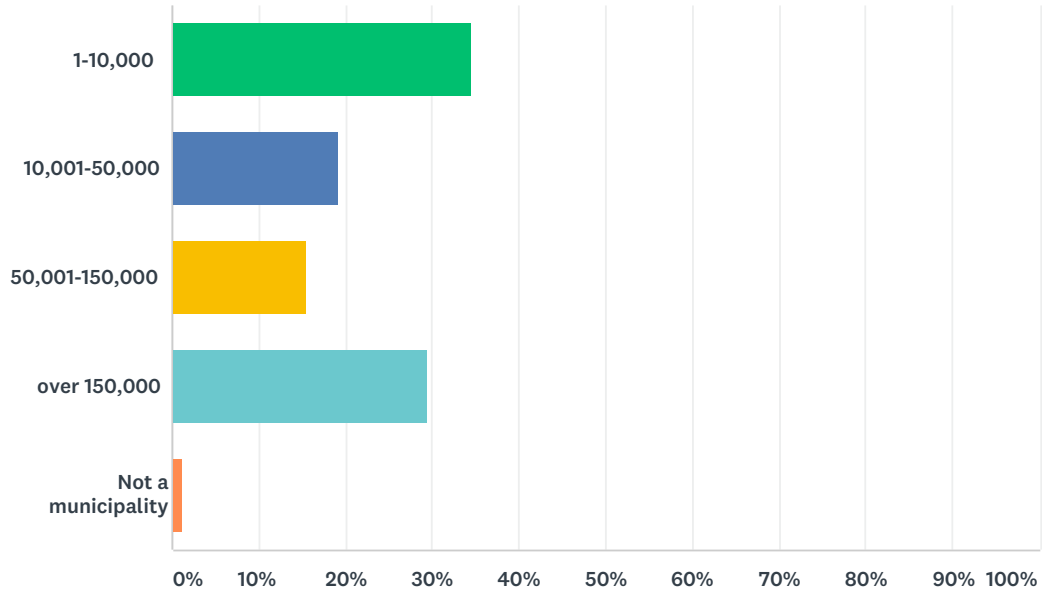
Job Postings

Q1 Email

Answered: 78 Skipped: 0

Q2 Population of Municipality?

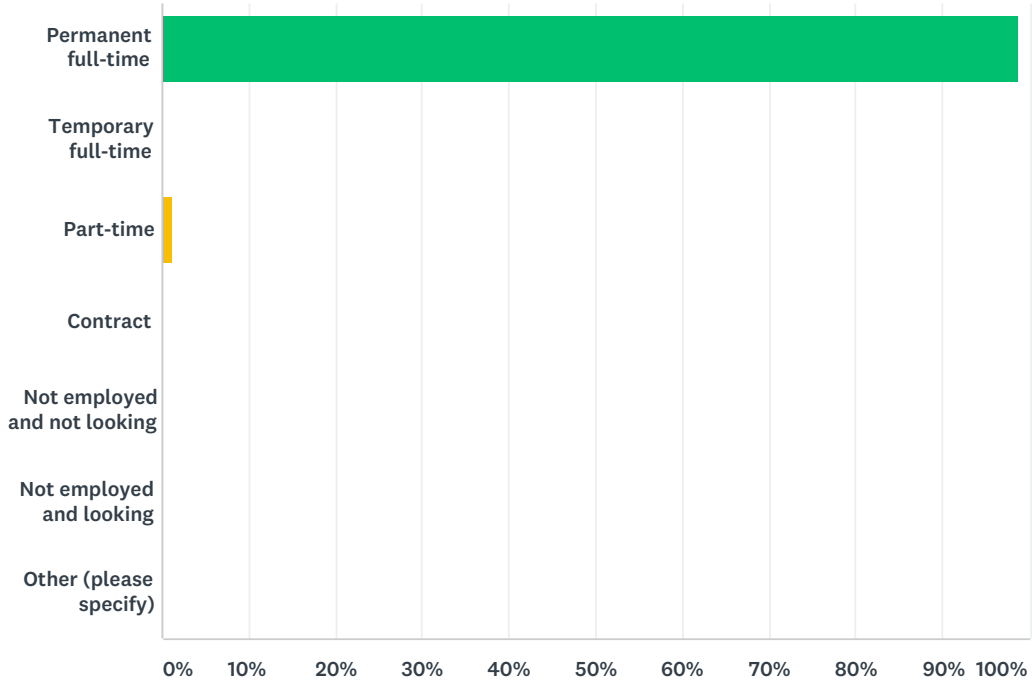
Answered: 78 Skipped: 0



ANSWER CHOICES	RESPONSES	
1-10,000	34.62%	27
10,001-50,000	19.23%	15
50,001-150,000	15.38%	12
over 150,000	29.49%	23
Not a municipality	1.28%	1
TOTAL		78

Q3 What is your current employment status?

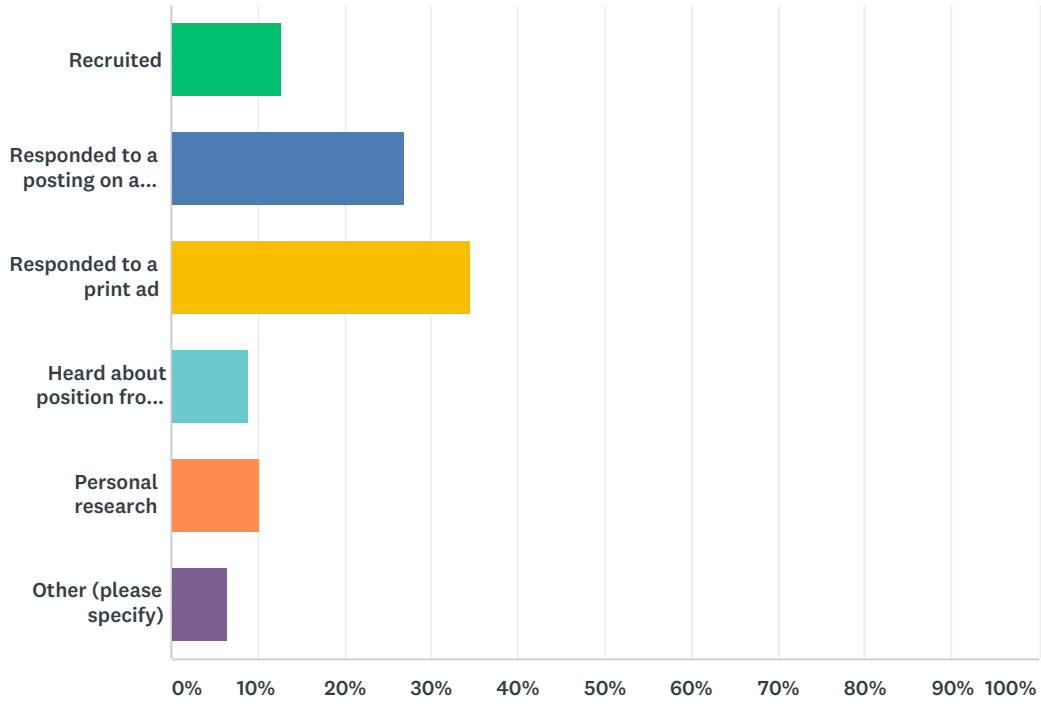
Answered: 78 Skipped: 0



ANSWER CHOICES	RESPONSES	
Permanent full-time	98.72%	77
Temporary full-time	0.00%	0
Part-time	1.28%	1
Contract	0.00%	0
Not employed and not looking	0.00%	0
Not employed and looking	0.00%	0
Other (please specify)	0.00%	0
TOTAL		78

Q4 How did you find your job with your current employer?

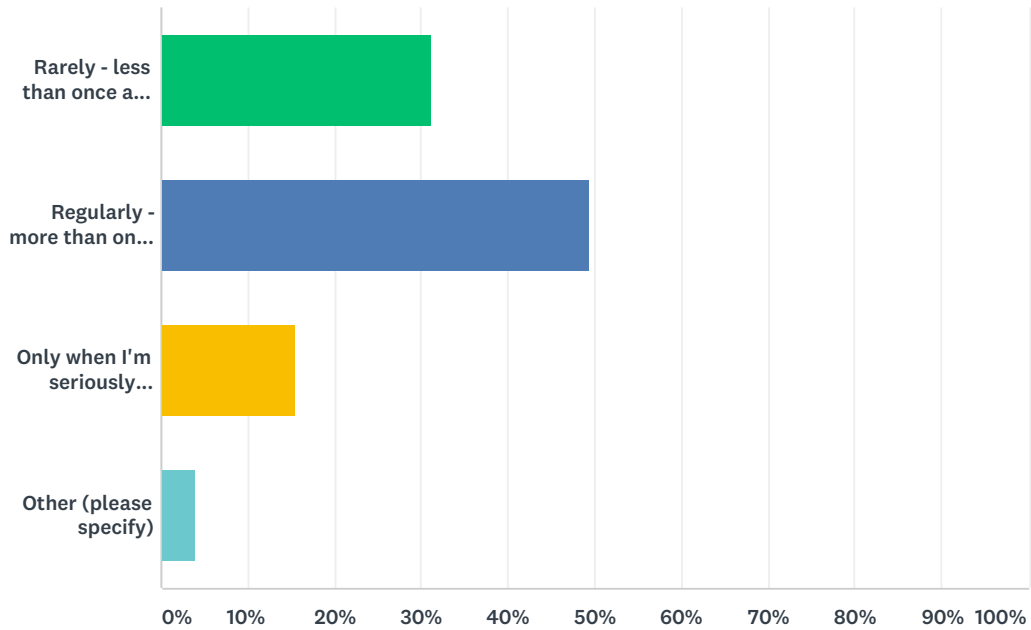
Answered: 78 Skipped: 0



ANSWER CHOICES	RESPONSES	
Recruited	12.82%	10
Responded to a posting on a job board	26.92%	21
Responded to a print ad	34.62%	27
Heard about position from friend/colleague	8.97%	7
Personal research	10.26%	8
Other (please specify)	6.41%	5
TOTAL		78

Q5 Do you check job postings?

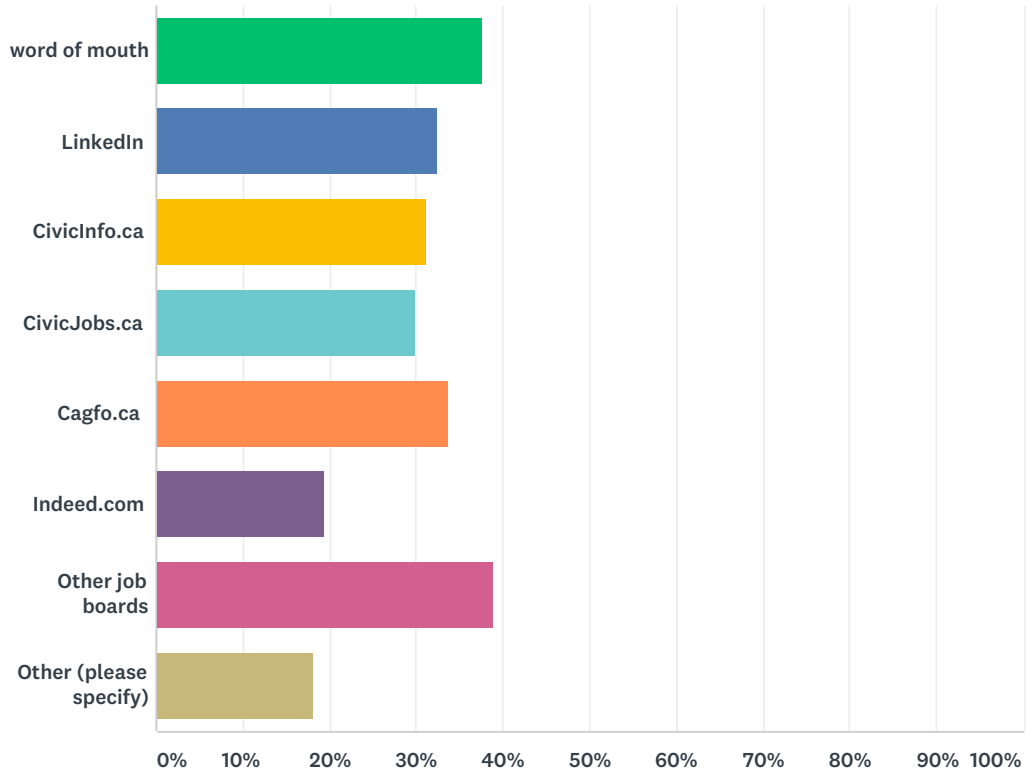
Answered: 77 Skipped: 1



ANSWER CHOICES	RESPONSES	
Rarely - less than once a month	31.17%	24
Regularly - more than once a month	49.35%	38
Only when I'm seriously wanting a change	15.58%	12
Other (please specify)	3.90%	3
TOTAL		77

Q6 Where do you like to learn about job vacancies? (Check all that apply)

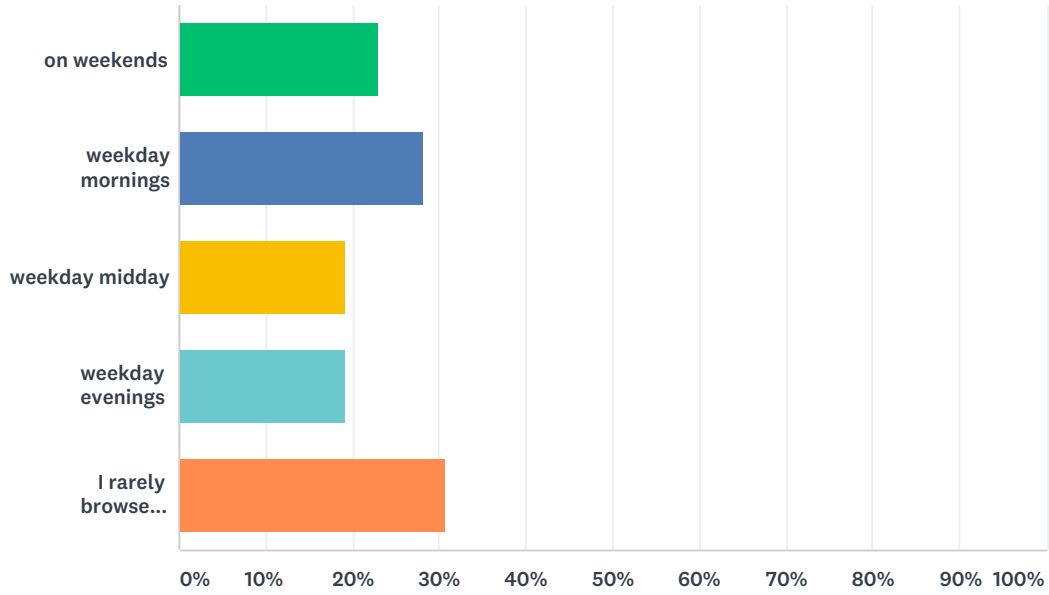
Answered: 77 Skipped: 1



ANSWER CHOICES	RESPONSES	
word of mouth	37.66%	29
LinkedIn	32.47%	25
CivicInfo.ca	31.17%	24
CivicJobs.ca	29.87%	23
Cagfo.ca	33.77%	26
Indeed.com	19.48%	15
Other job boards	38.96%	30
Other (please specify)	18.18%	14
Total Respondents: 77		

Q7 When do you prefer to browse job vacancies? (Check all that apply)

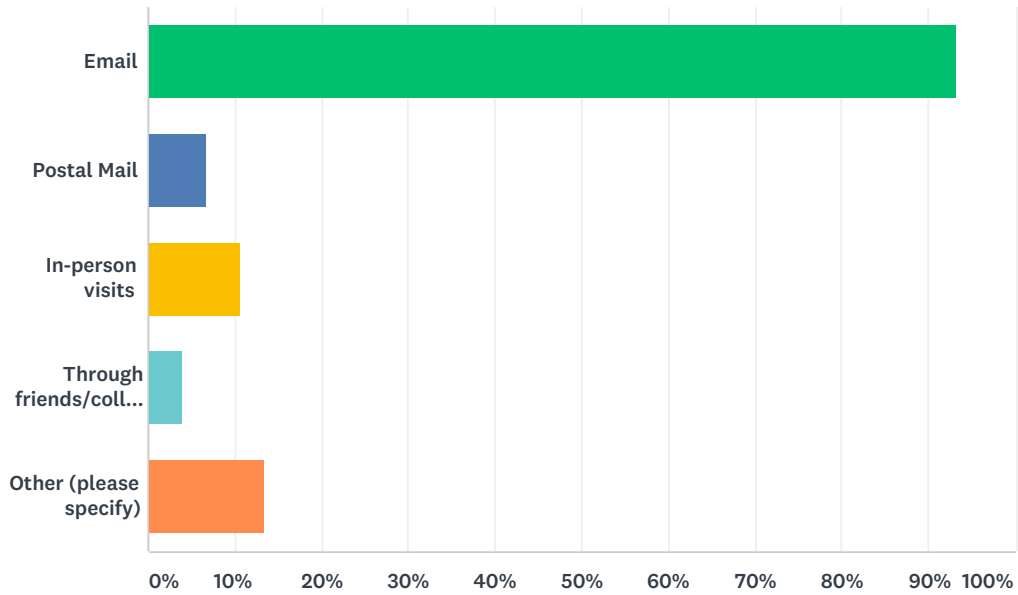
Answered: 78 Skipped: 0



ANSWER CHOICES	RESPONSES	
on weekends	23.08%	18
weekday mornings	28.21%	22
weekday midday	19.23%	15
weekday evenings	19.23%	15
I rarely browse vacancies	30.77%	24
Total Respondents: 78		

Q8 When you do apply for a position, what methods do you use to distribute your resume to potential employers? (Check all that apply)

Answered: 75 Skipped: 3



ANSWER CHOICES	RESPONSES	
Email	93.33%	70
Postal Mail	6.67%	5
In-person visits	10.67%	8
Through friends/colleagues	4.00%	3
Other (please specify)	13.33%	10
Total Respondents: 75		

Q9 What other comments do you have on these topics?

Answered: 11 Skipped: 67